

# **PACIFIC OUTDOOR** PRODUCTS, INC.

## PRODUCT CATALOG



PLAYGROUND EQUIPMENT ♦ SITE FURNISHINGS ♦ STAYFIT ♦ DOGGIE PLAYSYSTEMS

[WWW.PACIFICOUTDOOR.COM](http://WWW.PACIFICOUTDOOR.COM)

PROUDLY MADE IN THE U.S.A.

# TABLE OF CONTENTS



**4-18** POLY & TIMBER PLAYSYSTEMS



**19** OTHER FUN PLAY EQUIPMENT



**20-21** SWING SETS



**22-23** TABLES



**24-26** BENCHES



**27** BIKE RACKS



**28** TRASH / BBQ / SIGNS



**29-39** STAYFIT OUTDOOR FITNESS



**40-42** DOGGIE PLAYSYSTEMS

[WWW.PACIFICOUTDOOR.COM](http://WWW.PACIFICOUTDOOR.COM)

PROUDLY MADE IN THE U.S.A. MAPLE VALLEY, WA 425-432-6000

# HAND-BUILT QUALITY + OUTSTANDING CUSTOMER SERVICE = THE PERFECT PRODUCT

For almost forty years, Pacific Outdoor Products has been committed to designing, engineering and manufacturing state of the art playground equipment, outdoor fitness equipment, site furnishings and dog park equipment. Made in the USA and manufactured in Maple Valley, Washington, Pacific Outdoor Products offers pride of workmanship with innovative design, superior customer service and the highest quality products.

## PLAYGROUND EQUIPMENT

Commercial playground equipment is manufactured using either 4x6 or 6x6 recycled HDPE plastic with a lifetime warranty or treated 6x6 ACQ wood timbers with a 30-year warranty. Created by the in-house design team, these modular structures can be customized to fit just about any budget, area and age group. Pacific Outdoor Products provides play sets that are packed full of the traditional physical activities that challenge children's physical ability, build strength, improve coordination, enhance balance, promote cardiovascular and heart healthy exercise, imagination and social interaction. A playground is about navigating different climbing activities, mastering overhead challenges, solving activity puzzles all while building muscle strength, agility, endurance and imagination!



"Hands-on" manufacturing means exacting tolerances, without losing the human element. The process provides a better structure; where pieces are checked and double checked, bolts are hand tightened and welded pieces are custom fit just a bit more accurately. Children should expect nothing less. Look through this catalog and imagine the possibilities. Let Pacific Outdoor Products help turn vision into reality!

## EVERYTHING CAN BE CUSTOMIZED...

Designs are developed to your specifications and site requirements. Modular design is fully customizable to fit any area, age group or budget. Choose the desired activities, the layout that best suits the site, the materials and the colors that work best to create a one-of-a-kind play area!



**LIFETIME WARRANTY ON POLY UPRIGHTS**

Lifetime warranty on vertical supports.

Steel components are welded, fitted and powder coated for maximum strength and durability.

Easy to install, all holes pre-drilled to easily bolt together.

Walls, activities, climbers and end ladders are engineered for strength and endurance.

Custom one-piece welded deck frames are super strong and eliminate deck sagging.

Slides, roofs and panels are heavy duty rotational molded plastic for longevity.

Vertical beams are hand-routed and hand-drilled for proper fit and finish.

**PE-7715**  
PAGE 6

## POLY PLAYSYSTEMS®

Poly Playsystems is the only recycled product available that uses a pre-drilled bolt-thru fastening system, rather than weaker lag-bolt systems, to create the strongest recycled playset on the market. All vertical supports and attached activities are designed and engineered for optimal strength. And, Poly Playsystems comes with a lifetime guarantee on the vertical supports! Virtually maintenance free and graffiti resistant, Poly Playsystems is simply the best.

## PLAY GREEN!

MADE FROM **100%** RECYCLED PLASTIC

Recycled milk cartons were used to create this play structure



**ALL PLAYSYSTEMS AVAILABLE IN POLY OR TIMBER**

## POLY PLAYSYSTEMS FEATURES:

- Negligible water absorption - mold and mildew cannot penetrate
- Corrosion free
- Pest free - bugs, insects, and termites cannot penetrate
- Resistant to UV and harsh weather
- Graffiti resistant - cleans right up with soap and water
- Will not splinter, crack, chip, rot or peel
- Greater impact resistance than wood
- Resistant to most chemical exposures
- 95% recycled content
- Requires no painting or sealing
- Economic benefits - low maintenance



# TIMBER PLAYSYSTEMS<sup>®</sup>

For almost 40 years Pacific Outdoor Products has been manufacturing timber playgrounds out of a select grade of Hemlock or Douglas Fir that is extremely well suited for the manufacture of outdoor playground equipment. Timber Playsystems wood play structures are an attractive and natural fit in any play area. The 6x6 custom cut timbers are inspected, hand drilled, routed, sanded and pressure treated with an approved ACQ wood preservative. All the edges on the vertical support posts are rounded, the tops have a 45-degree edge for safety and they are pre-drilled for easy installation. EPA approved pressure treating is applied after fabrication is complete and protects the wood from decay, fungus and termites. These heavy duty timber playgrounds blend into the landscape for a natural look and feel and the modular design means customization is a breeze.

## TIMBER PLAYSYSTEMS FEATURES:

- More economical than poly structures and easy to install.
- Warm, natural, durable and long lasting – blends into the environment.
- No play structure is too small – designs can fit any budget or size requirements.
- Exclusive custom scale models can be used for display or fundraising.

VISIT  
[WWW.PACIFICOUTDOOR.COM](http://WWW.PACIFICOUTDOOR.COM)  
FOR MORE!



All of our beams are hand-selected, routed, drilled and sanded to assure the quality.

Exclusive cast collar system allows for easy installation and modular design. All pipes are capped with a polycarbonate end cap for durability and safety.

TIMBER PLAYSYSTEMS

**30  
YEAR  
WARRANTY  
ON TIMBER  
UPRIGHTS**



Rounded corners for safety and 45 degree chamfered tops.

Pipes are capped with a polycarbonate end cap for durability and safety.

Walls and climbers are welded and powder coated for years of use.

ACQ pressure treated wood is EPA approved and contains no CCA (Chromium-Copper Arsenic)

Pre-made decks - no assembly required.

Beams are hand selected, routed, drilled and sanded to assure quality.

Exclusive diecast collar system allows for easy installation and modular design.

Pre-drilled holes for easy installation.

**IMPORTANT**  
It is essential to provide and maintain a cushioning ground cover around and beneath all play structures.  
**IMPORTANT**

**PE-7720  
PAGE 7**

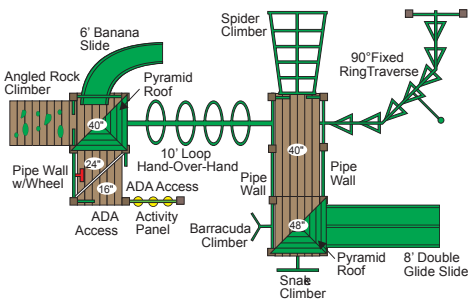
**ALL PLAYSYSTEMS  
AVAILABLE IN  
POLY OR TIMBER**

**COMMERCIAL PLAYGROUNDS**

**LIFETIME  
WARRANTY  
ON POLY  
UPRIGHTS**

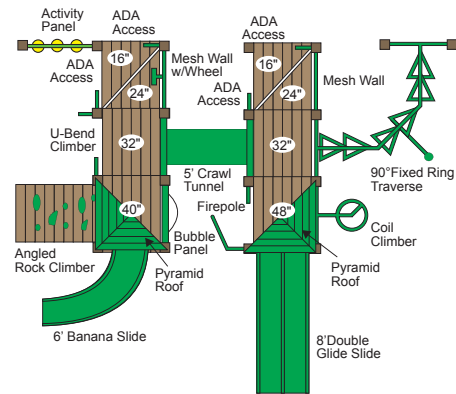


**IMPORTANT**  
It is essential to provide and maintain a cushioning ground cover around and beneath all play structures.  
**IMPORTANT**



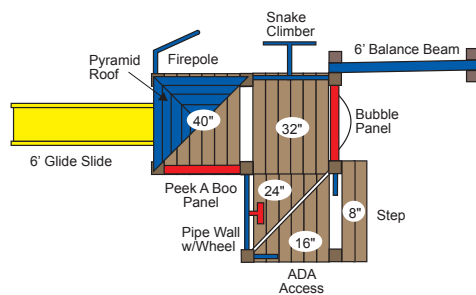
**PE-7705**

AREA	CAPACITY	AGE RANGE	ACTIVITIES
34' x 46'	44 – 52 kids	5 – 12 years	10



**PE-7710**

AREA	CAPACITY	AGE RANGE	ACTIVITIES
34' x 44'	42 – 50 kids	5 – 12 years	11



**PE-7715**

AREA	CAPACITY	AGE RANGE	ACTIVITIES
24' x 32'	22 – 30 kids	2 – 12 years	7

**30  
YEAR  
WARRANTY  
ON TIMBER  
UPRIGHTS**

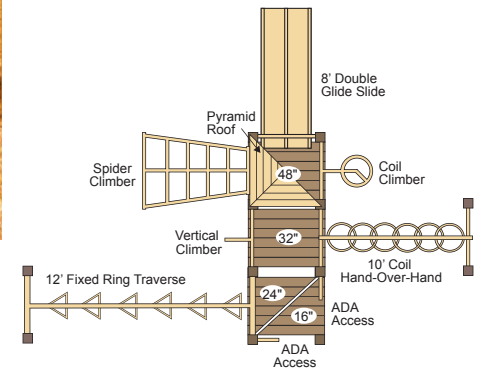
**VISIT  
WWW.PACIFICOUTDOOR.COM  
FOR MORE!**

**PLAYSYSTEMS**



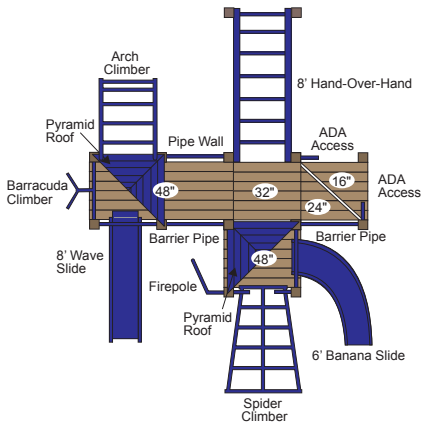
**PE-7720**

**AREA** 34' x 38'    **CAPACITY** 30 – 34 kids    **AGE RANGE** 5 – 12 years    **ACTIVITIES** 6



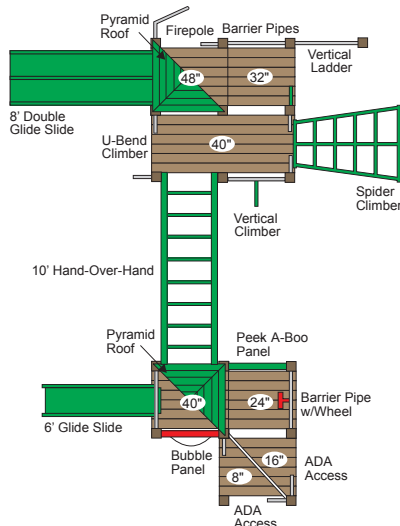
**PE-7725**

**AREA** 32' x 36'  
**CAPACITY** 34 – 42 kids  
**AGE RANGE** 5 – 12 years  
**ACTIVITIES** 7



**PE-7730**

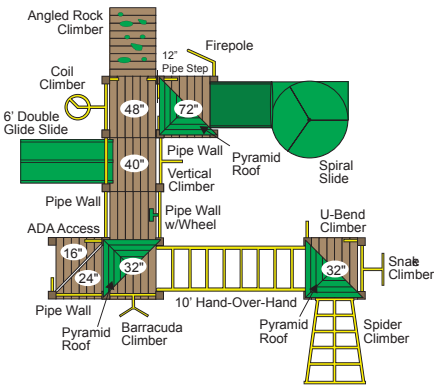
**AREA** 34' x 40'  
**CAPACITY** 44 – 52 kids  
**AGE RANGE** 5 – 12 years  
**ACTIVITIES** 11



**ALL PLAYSYSTEMS  
AVAILABLE IN  
POLY OR TIMBER**

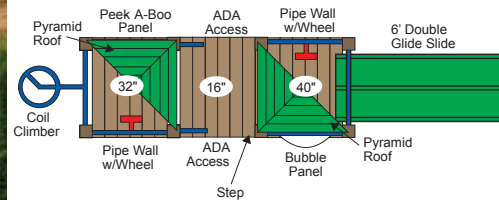
**LIFETIME  
WARRANTY  
ON POLY  
UPRIGHTS**

**COMMERCIAL PLAYGROUNDS**



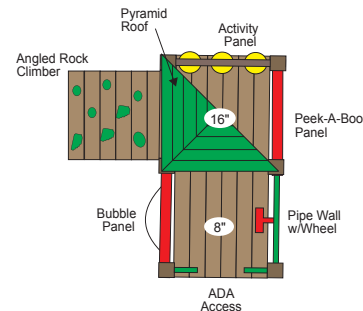
**PE-7735**

AREA	CAPACITY	AGE RANGE	ACTIVITIES
40' x 42'	54 – 68 kids	5 – 12 years	12



**PE-7740**

AREA	CAPACITY	AGE RANGE	ACTIVITIES
16' x 32'	18 – 24 kids	2 – 12 years	6



**PE-7745**

AREA	CAPACITY	AGE RANGE	ACTIVITIES
20' x 20'	10 – 14 kids	2 – 5 years	5



**30  
YEAR  
WARRANTY  
ON TIMBER  
UPRIGHTS**

**VISIT  
WWW.PACIFICOUTDOOR.COM  
FOR MORE!**

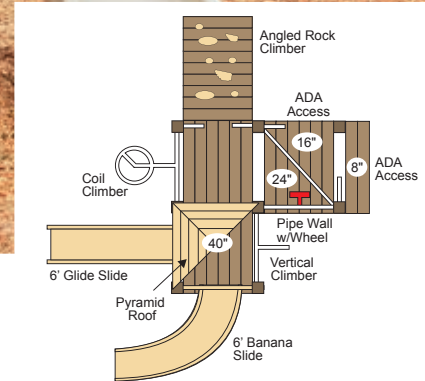


**IMPORTANT**  
It is essential to provide and maintain a cushioning ground cover around and beneath all play structures.  
**IMPORTANT**

**PLAYSYSTEMS**

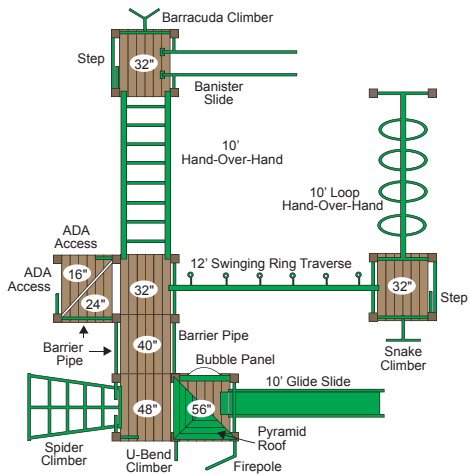
**PE-7750**

**AREA** 28' x 32'  
**CAPACITY** 20 – 28 kids  
**AGE RANGE** 2 – 12 years  
**ACTIVITIES** 6



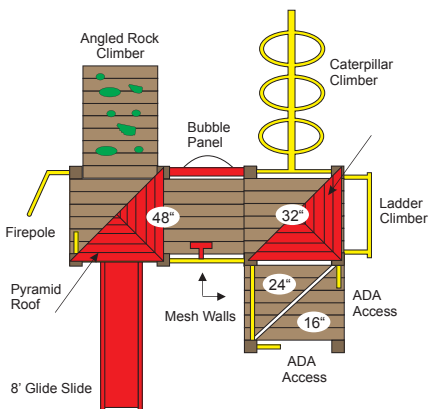
**PE-7755**

**AREA** 40' x 42'  
**CAPACITY** 52 – 30 kids  
**AGE RANGE** 5 – 12 years  
**ACTIVITIES** 11



**PE-7760**

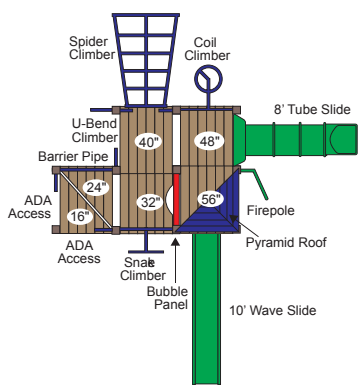
**AREA** 28' x 30'  
**CAPACITY** 25 – 30 kids  
**AGE RANGE** 5 – 12 years  
**ACTIVITIES** 7



**ALL PLAYSYSTEMS  
AVAILABLE IN  
POLY OR TIMBER**

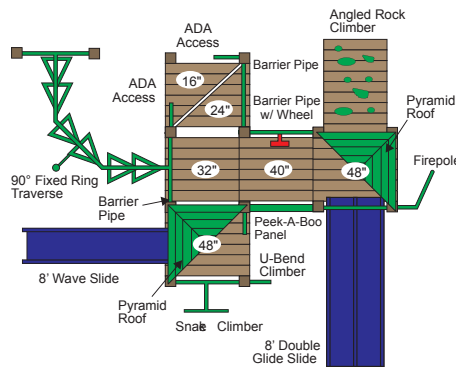
**LIFETIME  
WARRANTY  
ON POLY  
UPRIGHTS**

**COMMERCIAL PLAYGROUNDS**



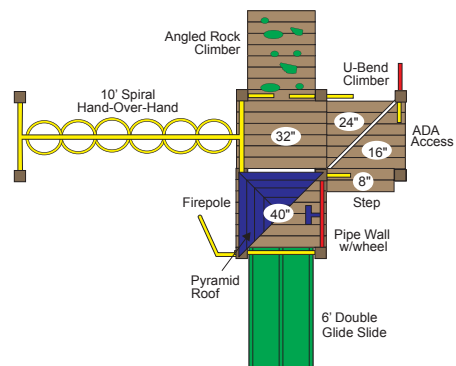
**PE-7765**

**AREA** 36' x 36'     **CAPACITY** 32 – 40 kids     **AGE RANGE** 5 – 12 years     **ACTIVITIES** 8



**PE-7770**

**AREA** 32' x 40'  
**CAPACITY** 36 – 44 kids  
**AGE RANGE** 5 – 12 years  
**ACTIVITIES** 9



**PE-7775**

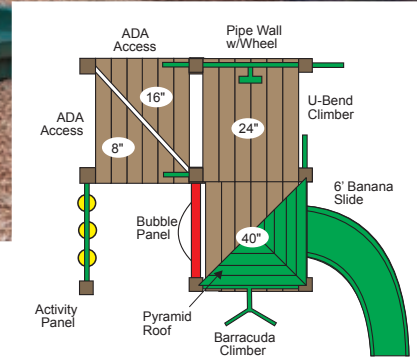
**AREA** 30' x 32'  
**CAPACITY** 28 – 36 kids  
**AGE RANGE** 5 – 12 years  
**ACTIVITIES** 6

**30  
YEAR  
WARRANTY  
ON TIMBER  
UPRIGHTS**

**VISIT  
WWW.PACIFICOUTDOOR.COM  
FOR MORE!**

**IMPORTANT**  
It is essential to provide and maintain a cushioning ground cover around and beneath all play structures.  
**IMPORTANT**

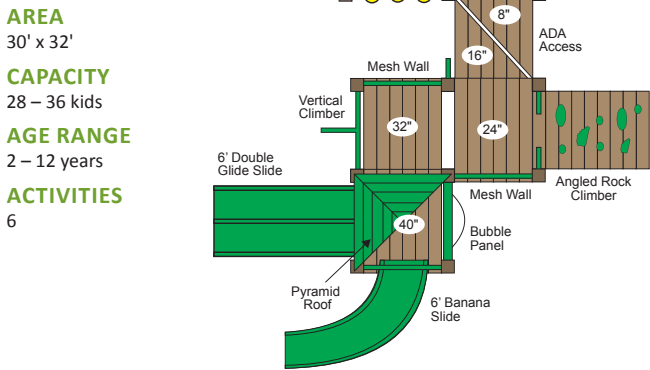
**PLAYSYSTEMS**



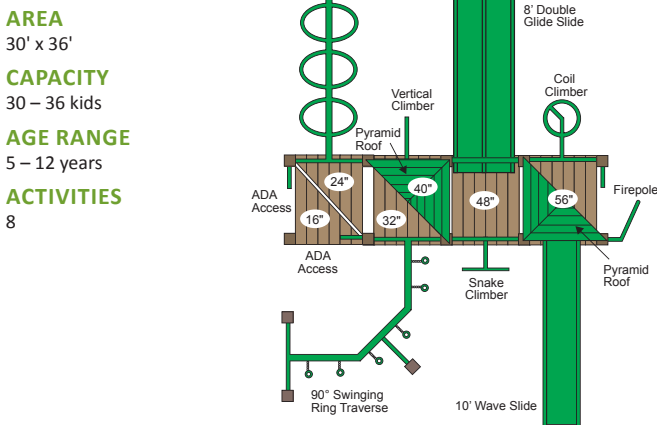
**PE-7780**

**AREA** 26' x 26'  
**CAPACITY** 16 – 20 kids  
**AGE RANGE** 2 – 12 years  
**ACTIVITIES** 6

**PE-7785**



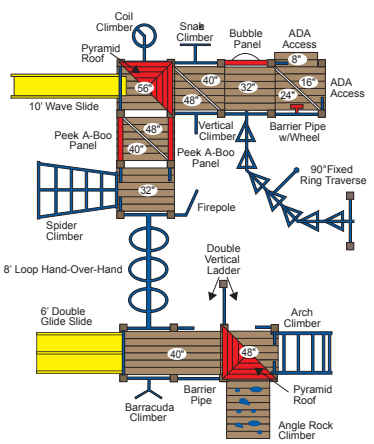
**PE-7790**



**ALL PLAYSYSTEMS  
AVAILABLE IN  
POLY OR TIMBER**

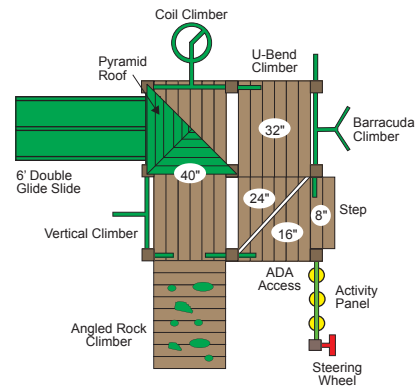
**LIFETIME  
WARRANTY  
ON POLY  
UPRIGHTS**

**COMMERCIAL PLAYGROUNDS**



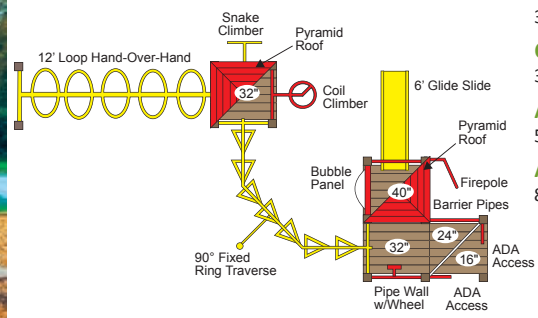
**PE-7795**

**AREA** 42' x 44'      **CAPACITY** 64 – 76 kids      **AGE RANGE** 5 – 12 years      **ACTIVITIES** 18



**PE-7800**

**AREA** 30' x 30'      **CAPACITY** 36 – 44 kids      **AGE RANGE** 5 – 12 years      **ACTIVITIES** 8



**PE-7805**

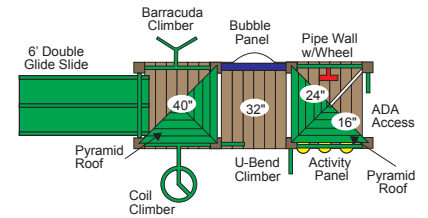
**AREA** 32' x 44'      **CAPACITY** 32 – 40 kids      **AGE RANGE** 5 – 12 years      **ACTIVITIES** 8

**30  
YEAR  
WARRANTY  
ON TIMBER  
UPRIGHTS**

**VISIT  
WWW.PACIFICOUTDOOR.COM  
FOR MORE!**

**IMPORTANT**  
It is essential to provide and maintain a cushioning ground cover around and beneath all play structures.  
**IMPORTANT**

**PLAYSYSTEMS**

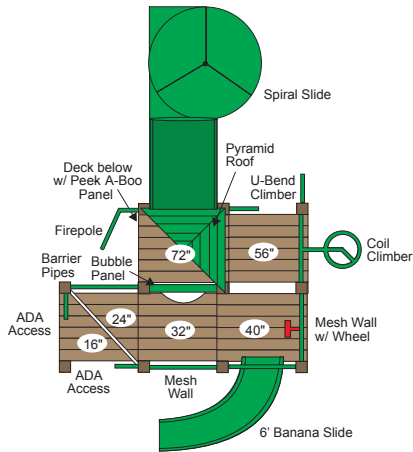


**PE-7810**

**AREA** 20' x 30'    **CAPACITY** 18 – 24 kids    **AGE RANGE** 2 – 12 years    **ACTIVITIES** 7

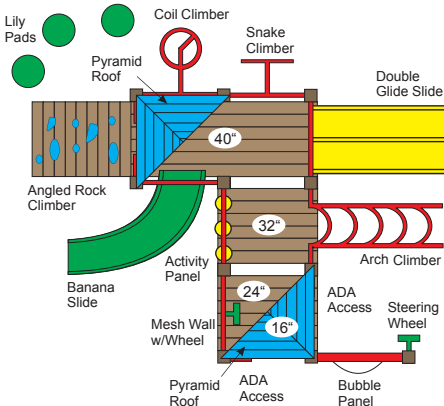
**PE-7815**

**AREA** 28' x 38'  
**CAPACITY** 34 – 42 kids  
**AGE RANGE** 5 – 12 years  
**ACTIVITIES** 9



**PE-7820**

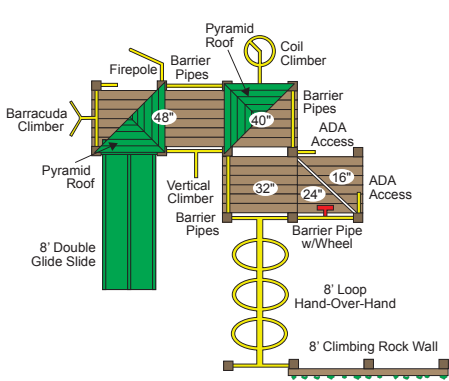
**AREA** 29' x 27'  
**CAPACITY** 32 – 36 kids  
**AGE RANGE** 2 – 12 years  
**ACTIVITIES** 13



**ALL PLAYSYSTEMS  
AVAILABLE IN  
POLY OR TIMBER**

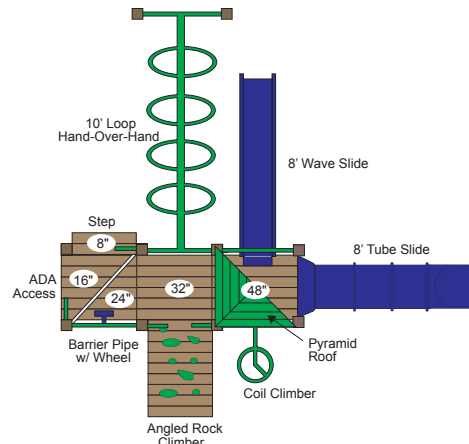
**LIFETIME  
WARRANTY  
ON POLY  
UPRIGHTS**

**COMMERCIAL PLAYGROUNDS**



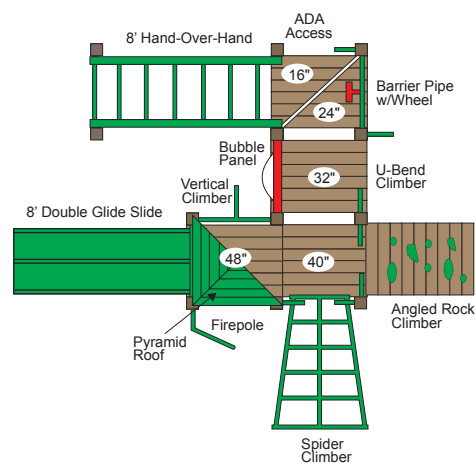
**PE-7825**

**AREA** 34' x 38'      **CAPACITY** 30-38 kids      **AGE RANGE** 5-12 years      **ACTIVITIES** 8



**PE-7830**

**AREA** 32' x 34'      **CAPACITY** 26-34 kids      **AGE RANGE** 5-12 years      **ACTIVITIES** 6



**PE-7835**

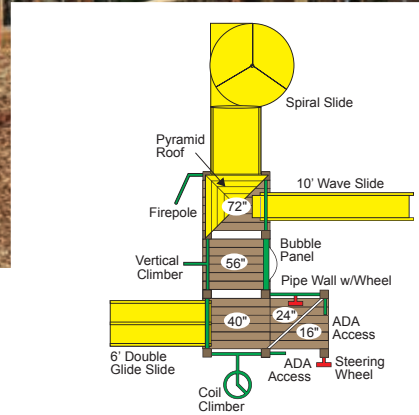
**AREA** 30' x 34'      **CAPACITY** 28-36 kids      **AGE RANGE** 5-12 years      **ACTIVITIES** 9

**30  
YEAR  
WARRANTY  
ON TIMBER  
UPRIGHTS**

**VISIT  
WWW.PACIFICOUTDOOR.COM  
FOR MORE!**

**IMPORTANT**  
It is essential  
to provide and  
maintain a cushioning  
ground cover around  
and beneath all play  
structures.  
**IMPORTANT**

**PLAYSYSTEMS**

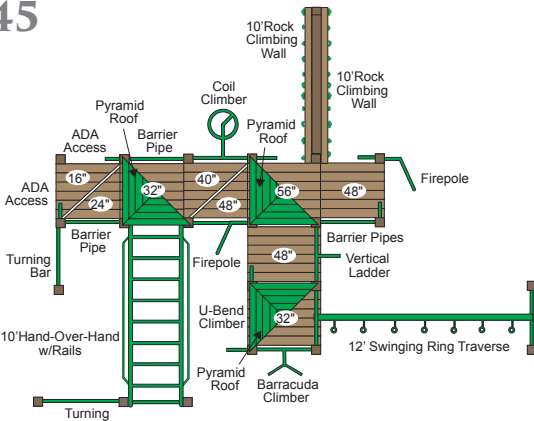


**PE-7840**

**AREA** 34' x 36'  
**CAPACITY** 30 – 38 kids  
**AGE RANGE** 5 – 12 years  
**ACTIVITIES** 9

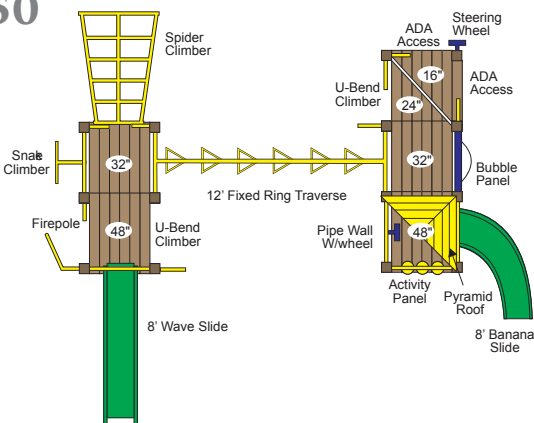
**PE-7845**

**AREA** 38' x 42'  
**CAPACITY** 60 – 68 kids  
**AGE RANGE** 5 – 12 years  
**ACTIVITIES** 12



**PE-7850**

**AREA** 36' x 40'  
**CAPACITY** 36 – 44 kids  
**AGE RANGE** 5 – 12 years  
**ACTIVITIES** 12



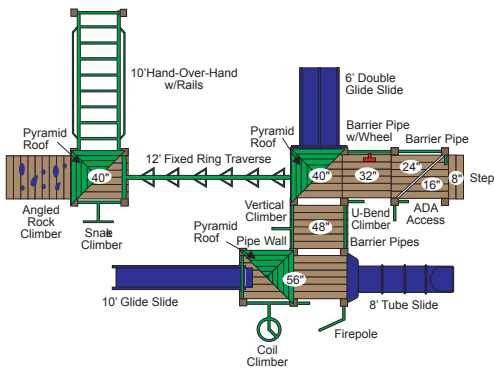
**ALL PLAYSYSTEMS  
AVAILABLE IN  
POLY OR TIMBER**

**LIFETIME  
WARRANTY  
ON POLY  
UPRIGHTS**

**COMMERCIAL PLAYGROUNDS**

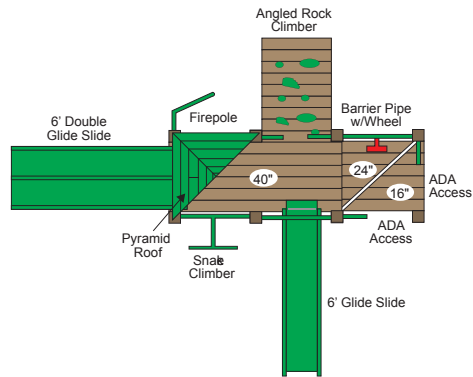


**IMPORTANT**  
It is essential to provide and maintain a cushioning ground cover around and beneath all play structures.  
**IMPORTANT**



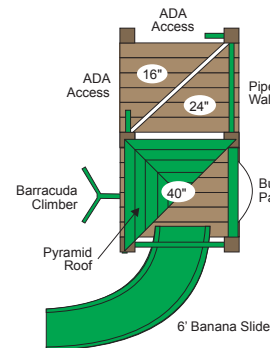
**PE-7855**

AREA	CAPACITY	AGE RANGE	ACTIVITIES
38' x 48'	54 – 62 kids	5 – 12 years	12



**PE-7860**

AREA	CAPACITY	AGE RANGE	ACTIVITIES
28' x 30'	22 – 30 kids	5 – 12 years	6



**PE-7865**

AREA	CAPACITY	AGE RANGE	ACTIVITIES
22' x 26'	14 – 22 kids	2 – 12 years	3



**30  
YEAR  
WARRANTY  
ON TIMBER  
UPRIGHTS**

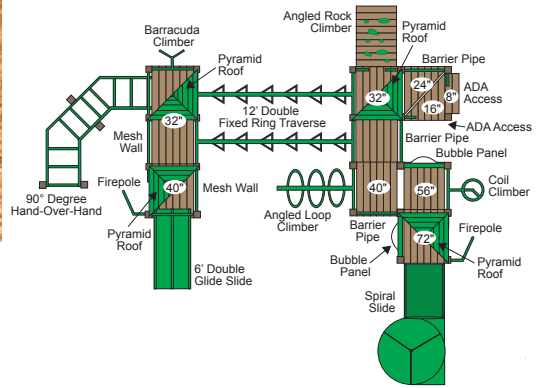
**VISIT  
WWW.PACIFICOUTDOOR.COM  
FOR MORE!**



**PLAYSYSTEMS**

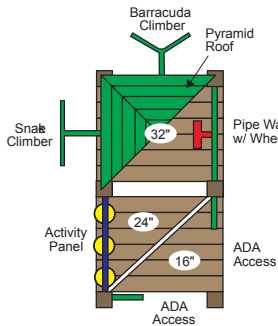
**PE-7870**

**AREA** 46' x 52'    **CAPACITY** 52 – 60 kids    **AGE RANGE** 5 – 12 years    **ACTIVITIES** 13



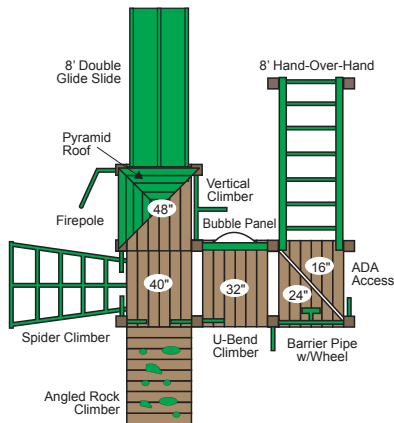
**PE-7875**

**AREA** 18' x 22'  
**CAPACITY** 12 – 16 kids  
**AGE RANGE** 2 – 12 years  
**ACTIVITIES** 4



**PE-7880**

**AREA** 30' x 34'  
**CAPACITY** 32 – 40 kids  
**AGE RANGE** 5 – 12 years  
**ACTIVITIES** 9



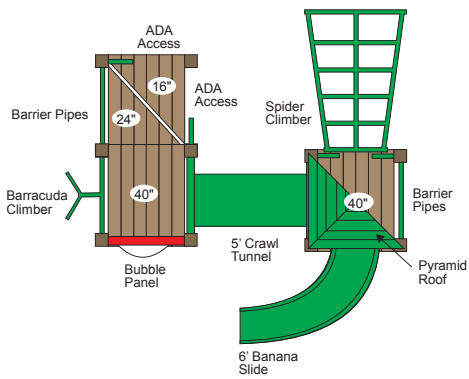
**ALL PLAYSYSTEMS  
AVAILABLE IN  
POLY OR TIMBER**

**COMMERCIAL PLAYGROUNDS**

**30  
YEAR  
WARRANTY  
ON TIMBER  
UPRIGHTS**

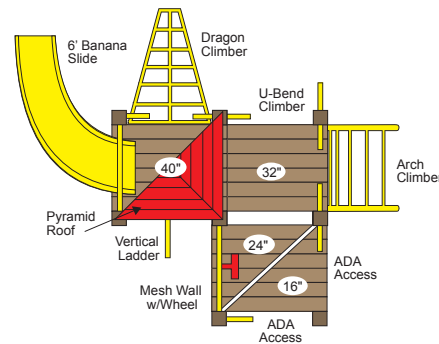


**IMPORTANT**  
It is essential  
to provide and  
maintain a cushioning  
ground cover around  
and beneath all play  
structures.  
**IMPORTANT**



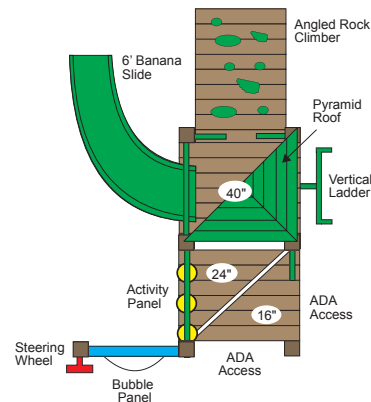
**PE-7885**

**AREA** 28' x 28'  
**CAPACITY** 20 – 28 kids  
**AGE RANGE** 5 – 12 years  
**ACTIVITIES** 5



**PE-7890**

**AREA** 26' x 30'  
**CAPACITY** 20 – 28 kids  
**AGE RANGE** 2 – 12 years  
**ACTIVITIES** 6



**PE-7895**

**AREA** 26' x 26'  
**CAPACITY** 16 – 24 kids  
**AGE RANGE** 2 – 12 years  
**ACTIVITIES** 6

# OTHER FUN PLAYGROUND EQUIPMENT

VISIT  
[WWW.PACIFICOUTDOOR.COM](http://WWW.PACIFICOUTDOOR.COM)  
FOR MORE!

OTHER FUN



BASKETBALL POLE - ACRYLIC BOARD



BASKETBALL POLE - ALUMINUM BOARD



SOCCER GOALS



SPRING ANIMALS



DIGGER



STEPPING STONES



**VISIT  
WWW.PACIFICOOUTDOOR.COM  
FOR MORE!**

**STEEL SWING SETS**

# SWINGS

A variety of swings for all ages! Heavy duty swings are perfect for school playground, parks, churches, home owners associations or any area that requires a heavy duty swing set. From traditional belt seats to baby buckets Pacific Outdoor Products can accommodate all ages. Choose a steel swing frame or a heavy duty timber swing frame in both to-and-fro swings or tire swing.



**PE-2024**    HEIGHT 8'    AREA 28' x 32'    MATERIALS Steel    FINISH Powder Coated



**PE-2028**    HEIGHT 8'    AREA 38' x 32'    MATERIALS Steel    FINISH Powder Coated



**PE-2030**    HEIGHT 8'    AREA 24' x 32'    MATERIALS Steel    FINISH Powder Coated



**PE-2034**    HEIGHT 8'    AREA 28' x 32'    MATERIALS Steel    FINISH Powder Coated



**PE-2050**    HEIGHT 8'    AREA 24' x 22'    MATERIALS Steel    FINISH Powder Coated



**PE-2064** HEIGHT 8' AREA 24' x 32' MATERIALS Timber FINISH Treated



**PE-2068** HEIGHT 8' AREA 34' x 32' MATERIALS Timber FINISH Treated



**PE-2072** HEIGHT 8' AREA 24' x 22' MATERIALS Timber FINISH Treated



**PE-2076** HEIGHT 8' AREA 20' x 32' MATERIALS Timber FINISH Treated



VISIT  
WWW.PACIFICOOUTDOOR.COM  
FOR MORE!

SITE FURNISHINGS

## SITE FURNISHINGS

For over 37 years Pacific Outdoor Products has been manufacturing a wide variety of heavy duty outdoor site furnishings. Offering all steel hand welded, hand fitted tables, benches, trash receptacles and bike racks, or choose heavy or super duty welded steel frames with HDPE recycled plastic or custom milled Western Red Cedar tops and seats. The site furnishings are powder coated or hot dipped galvanized. All site products are hand fitted and welded to assure a consistent quality that will perform for years to come. The recycled table frames are engineered so the poly tops and seats will not warp or sag.

### TABLES



**SE-5320** Contemporary 4 seat steel strap table. The ADA version includes three seats to accommodate wheelchair access. Available powder coated or hot dipped galvanized. Surface or in-ground mount.



**SE-5325** Contemporary 2 seat steel strap table. The ADA version includes a longer top to accommodate wheelchair access. Available powder coated or hot dipped galvanized. Surface or in-ground mount.



**SE-5330** Super duty J-frame free-standing park table, available with 2x10 HDPE recycled poly or 2x10 Western Red Cedar tops and seats. The frame is heavy duty and the reinforced top never sags or warps. One of the heaviest duty tables available.



**SE-5335** Popular heavy duty four sided steel table available with HDPE poly or Western Red Cedar tops and seats. The ADA version includes three seats to accommodate wheelchair access. Available powder coated or hot dipped galvanized. Surface or in-ground mount.



**SE-5340** Super duty four sided steel table available with HDPE poly or Western Red Cedar tops and seats. Made with 5" center support and 3" seat supports with 2x2 angle bracing, it's solid as a rock! The ADA version includes three seats to accommodate wheelchair access. Available powder coated or hot dipped galvanized. Surface or in-ground mount.




**SE-5345** Super duty two sided 6' or 8' table available with HDPE poly or Western Red Cedar tops and seats. The ADA version includes a longer top to accommodate wheelchair access. Available powder coated or hot dipped galvanized. Surface or in-ground mount.



**SE-5350** A two sided heavy duty 6' table available with HDPE poly or Western Red Cedar tops and seats. The ADA version includes a longer top to accommodate wheelchair access. Available powder coated or hot dipped galvanized. Surface or in-ground mount.

**AVAILABLE STEEL COLORS:**



blue yellow red green black white

**VISIT  
WWW.PACIFICOUTDOOR.COM  
FOR MORE!**

**SITE FURNISHINGS**



**CUSTOM  
COLORS  
AVAILABLE**

## BENCHES

Made in the U.S.A. with models in wood, steel or 100% post-consumer recycled plastic (poly). Steel models are welded by hand and powder coated for a lasting finish. The popular poly models are made from extruded High-density Polyethylene (HDPE) with powder coated steel frames. Wood benches are made using natural Western Red cedar on a powder coated steel frame. Choose from models that are perfect for the ball field or those suited for a business park. Available in a wide range of colors, materials and mounting options.

**SE-5110**    **SIZE** 6'    **FINISH** Powder Coated    **INSTALLATION** Surface mount or in-ground mount



**SE-5115**    **SIZE** 6'    **FINISH** Powder Coated    **INSTALLATION** Surface mount or in-ground mount




**SE-5120**    **SIZE** 6'    **FINISH** Powder Coated    **INSTALLATION** Surface mount or in-ground mount



**SE-5125**    **SIZE** 6'    **FINISH** Powder Coated    **INSTALLATION** Surface mount or in-ground mount

### AVAILABLE STEEL COLORS:



blue    yellow    red    green    black    white





**SE-5130**    **SIZE** 6'    **FINISH** Powder Coated    **INSTALLATION** Surface mount or in-ground mount



**SE-5135**    **SIZE** 6'    **FINISH** Powder Coated    **INSTALLATION** Surface mount or in-ground mount



**SE-5140**    **SIZE** 6'    **FINISH** Powder Coated    **INSTALLATION** Surface mount or in-ground mount



**SE-5145**    **SIZE** 6'    **FINISH** Powder Coated    **INSTALLATION** Surface mount or in-ground mount



**SE-5150**    **SIZE** 6'    **FINISH** Powder Coated    **INSTALLATION** Surface mount or in-ground mount

**VISIT  
WWW.PACIFICOUTDOOR.COM  
FOR MORE!**

**SITE FURNISHINGS**



**SE-5155**    **SIZES** 6' and 4'    **FINISH** Powder Coated    **INSTALLATION** Surface mount or in-ground mount



100% recycled plastic bench

**SE-5160**    **SIZE** 6'    **FINISH** HDPE Poly    **INSTALLATION** Surface mount




**SE-5165**    **SIZES** 6' and 4'    **FINISH** Powder Coated    **INSTALLATION** Surface mount or in-ground mount



**SE-5170**    **SIZE** 6'    **FINISH** Powder Coated    **INSTALLATION** Surface mount or in-ground mount

**AVAILABLE STEEL COLORS:**



blue    yellow    red    green    black    white

## BIKE RACKS

Fun and functional! There are more bike riders today than ever before, and Pacific Outdoor Products has just the place for them to park! Hand-welded in the U.S.A. Powder coated steel or hot dipped galvanized provide a durable finish for all of these bike racks. Available in a variety of colors. Surface mount or in-ground mounting options.



SE-5570



SE-5575




SE-5580



SE-5585



SE-5590



SE-5595

**VISIT  
WWW.PACIFICOOUTDOOR.COM  
FOR MORE!**

**SITE FURNISHINGS**

## TRASH RECEPTACLES

A large selection to suit most installation and budget requirements. All trash bins are available in direct bury or surface mount unless otherwise noted.



**SE-5630**    **MATERIALS** Steel    **FINISH** Powder Coated    **MOUNTING** Surface or in-ground



**SE-5640**    **MATERIALS** Concrete    **FINISH** Natural    **MOUNTING** Free-Standing



**SE-5650**    **MATERIALS** Cedar or Poly    **FINISH** Powder Coated    **MOUNTING** Surface or in-ground

## BBQ



**MATERIALS** Steel    **FINISH** Painted    **MOUNTING** Surface or in-ground

## SITE SIGNAGE



**MATERIALS** Steel Frame and Sign    **FINISH** Powder Coated    **MOUNTING** Surface or in-ground

## STAYFIT BODYWEIGHT+ OUTDOOR FITNESS EQUIPMENT

StayFIT is the most modular and easily customized line of outdoor fitness equipment available! All of the equipment is interchangeable so it can be designed to fit just about any application or area. Custom sizes can be made to create a unique outdoor (or indoor) exercise area that is not only easy to use, but also easy to maintain – no moving parts. It's virtually maintenance free and cost effective!



## WHY BODYWEIGHT FITNESS EQUIPMENT?

Bodyweight fitness equipment utilizes the individual's own weight as the resistance for the exercise! Using StayFIT bodyweight+ exercise equipment is a simple and effective way to improve strength, power, endurance, speed, flexibility, coordination and balance. Bodyweight exercises have a far lower risk of injury compared to free weights and exercise machines. Some basic bodyweight exercises are push-ups, pull-ups, sit-ups, leg lifts, knee raises, squats, dips and many more. Use StayFIT and create the perfect custom gym!

## WHY BUY STAYFIT?


- Made in the USA
- Custom designs and colors
- Modular and expandable
- Simple to use
- Weather resistant
- No moving parts - practically maintenance free
- Easy to install

## STAYFIT COLORS:

- To suit any site!

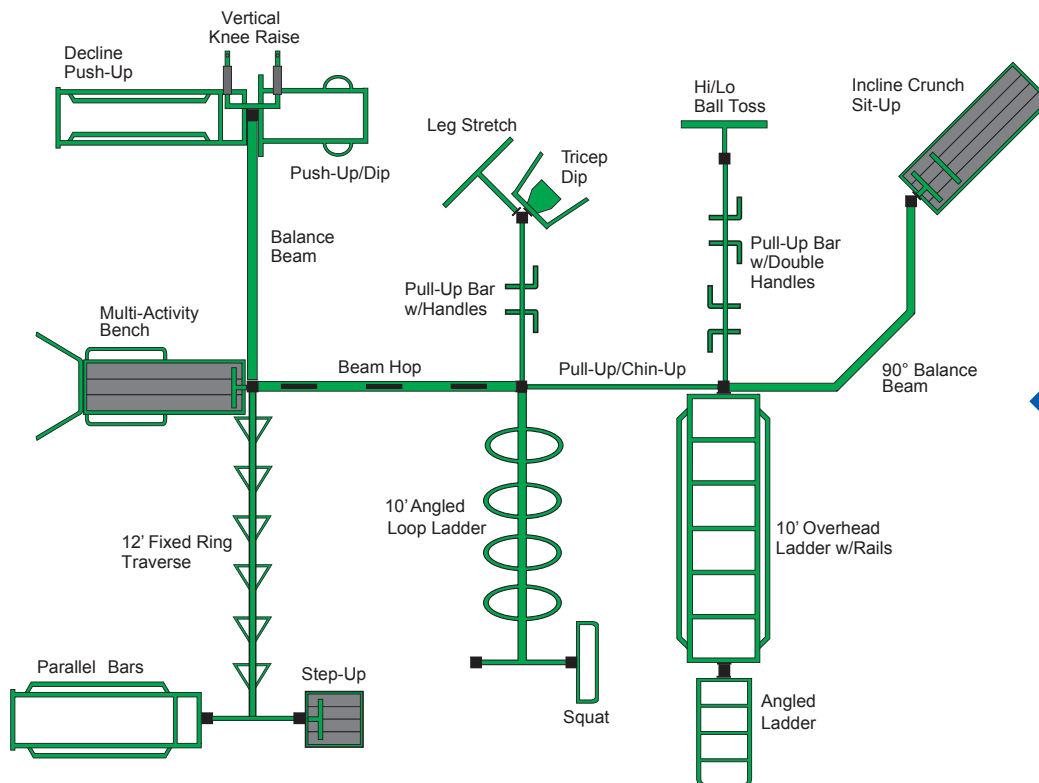
Each fitness system is powder coated in two of the standard colors below.

## AVAILABLE COLORS:



## CUSTOM COLORS AVAILABLE

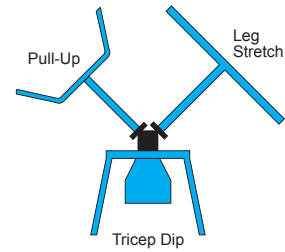
Need to make your system match a logo or team colors? There are dozens of custom colors available.





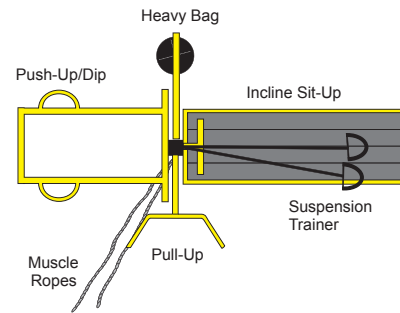
**FE-1109**

AREA NEEDED  
FOR SAFE USE:  
16' x 16'



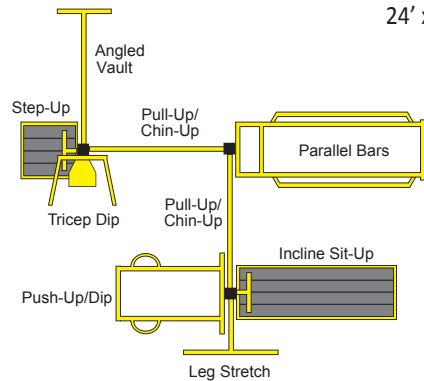
**FE-1111**

AREA NEEDED  
FOR SAFE USE:  
16' x 22'



**FE-1113**

AREA NEEDED  
FOR SAFE USE:  
24' x 26'



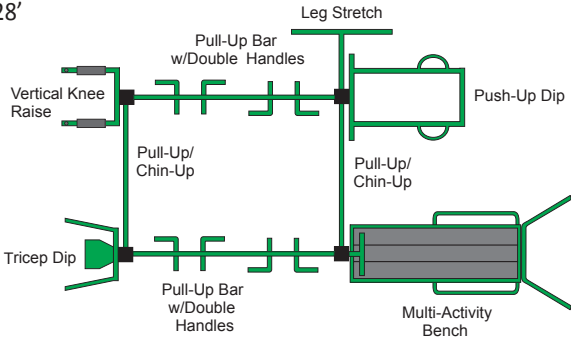
VISIT  
[WWW.STAYFITSYSTEMS.COM](http://WWW.STAYFITSYSTEMS.COM)  
 FOR MORE!

STANDARD SYSTEMS

stayFIT+  
 BODY WEIGHT

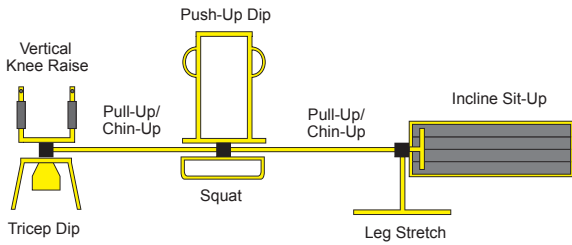
FE-1116

AREA NEEDED  
 FOR SAFE USE:  
 22' x 28'



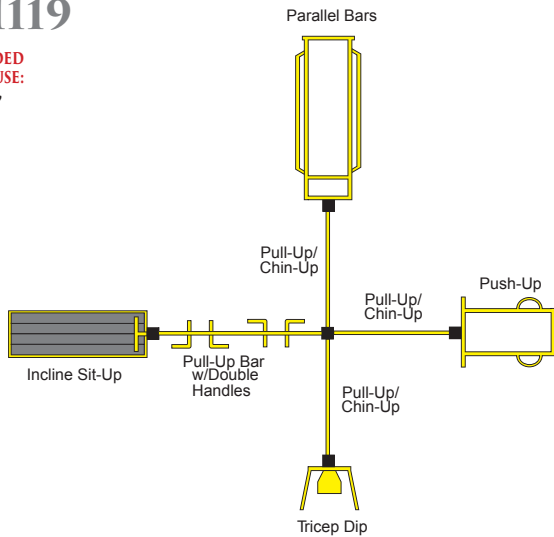
FE-1118

AREA NEEDED  
 FOR SAFE USE:  
 22' x 28'



FE-1119

AREA NEEDED  
 FOR SAFE USE:  
 30' x 38'

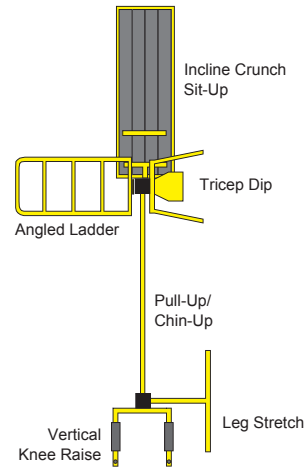


STAYFIT SYSTEMS



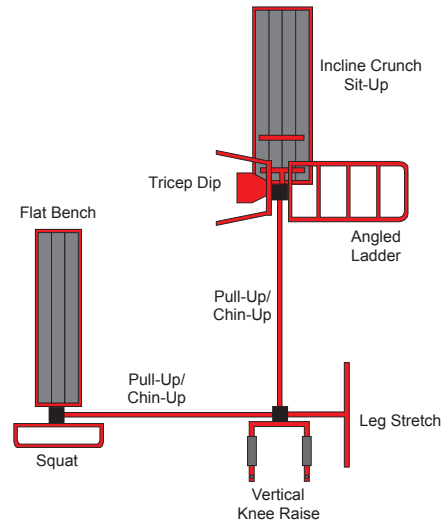
**FE-1121**

AREA NEEDED  
FOR SAFE USE:  
16' x 22'



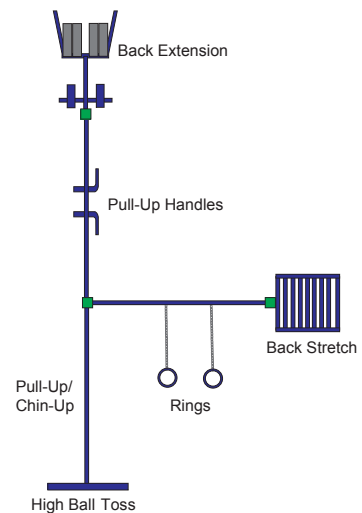
**FE-1124**

AREA NEEDED  
FOR SAFE USE:  
22' x 24'



**FE-1127**

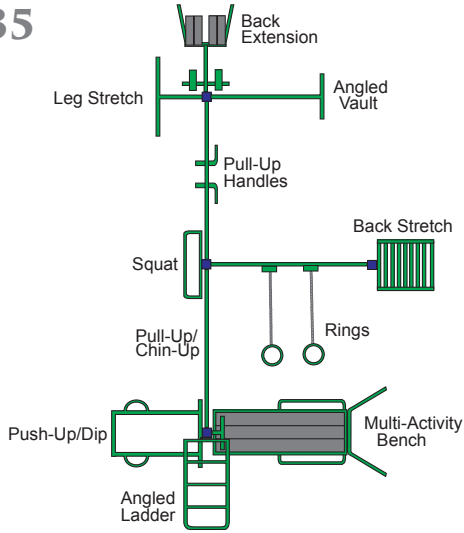
AREA NEEDED  
FOR SAFE USE:  
22' x 30'





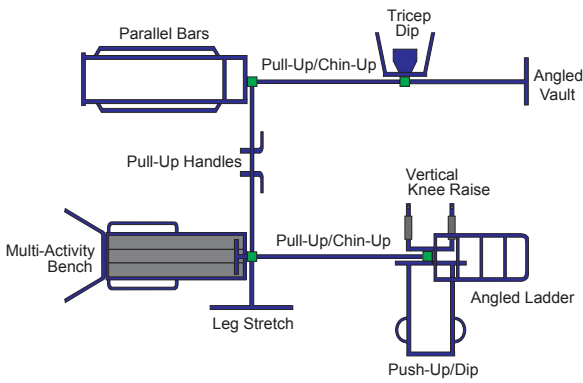
**FE-1135**

AREA NEEDED  
FOR SAFE USE:  
24' x 34'



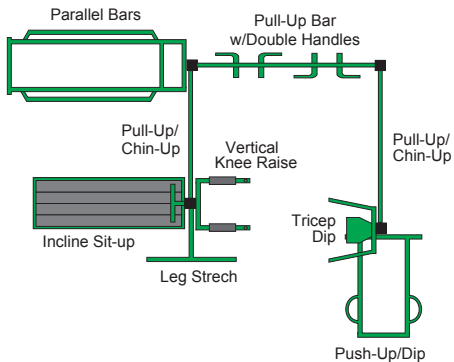
**FE-1139**

AREA NEEDED  
FOR SAFE USE:  
26' x 30'



**FE-1158**

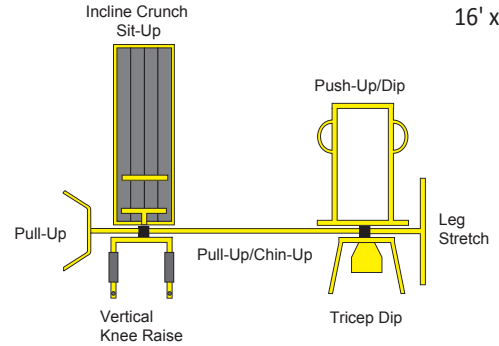
AREA NEEDED  
FOR SAFE USE:  
26' x 26'





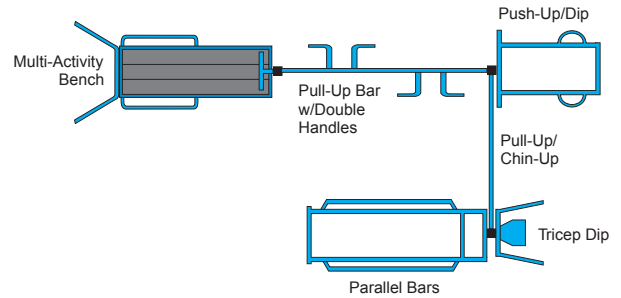
**FE-1168**

AREA NEEDED  
FOR SAFE USE:  
16' x 24'



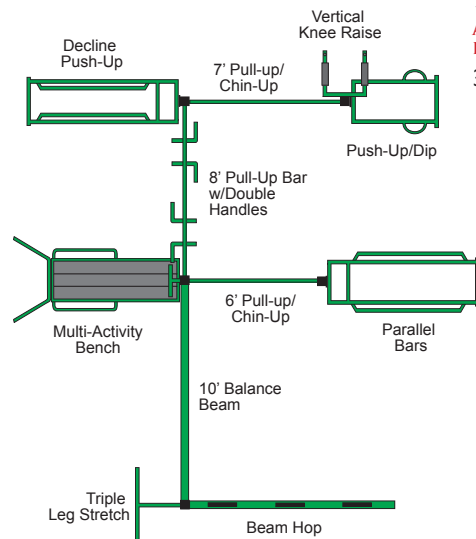
**FE-1169**

AREA NEEDED  
FOR SAFE USE:  
18' x 32'



**FE-1200**

AREA NEEDED  
FOR SAFE USE:  
30' x 34'



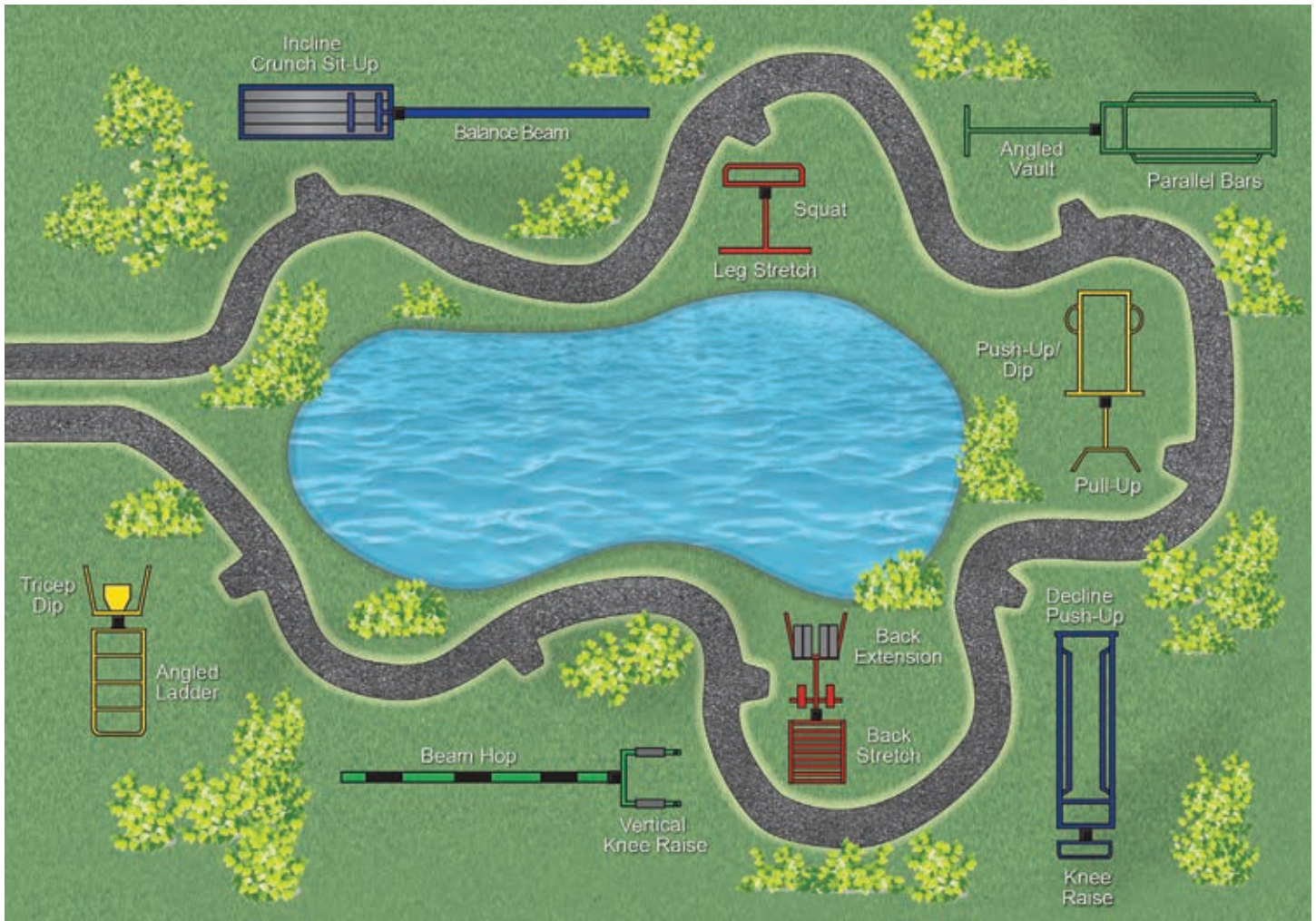
**StayFIT** ExerTRAC fitness stations can turn any walking, jogging or running trail into the perfect outdoor fitness destination. Everyone can get the benefit of a great workout while enjoying the outdoors. ExerTRAC fitness stations usually have two fitness activities per station. They are engineered to stand independently so they can be placed along a path or trail. Of course they can also be installed in small or large groups.



What better way to promote health and fitness than an “outdoor gym” that everyone can use – young and old? Imagine walking or jogging down a trail or path and being able to stop and perform a variety of simple bodyweight exercises – no equipment to adjust, no weights to move – just simple exercises that will improve strength, coordination, flexibility and overall health and well being.

## EXERTRAC CUSTOM DESIGN

The StayFIT custom design team can put together an ExerTRAC fitness system suitable for everything from a small park, club, school, corporate center to a large commercial or military installation. The StayFIT custom design team can make it happen!





FE-1320 Squat and Beam Hop



FE-1322 Multi-Activity Bench, Push-Up Dip, Pull-Up and Leg Stretch



FE-1327 Vertical Knee Raise and Flat Bench



FE-1330 Parallel Bars and Angled Vault



FE-1332 Incline Sit-Up and Crunch Sit-Up



FE-1339 Angled Ladder and Tricep Dip



FE-1340 Back Extension and Back Stretch



FE-1345 Push-Up Dip and Decline Push-Ups



FE-1355 Balance Beam and Step-Up



FE-1357 Hi/Low Ball Toss, Leg Stretch and Pull-Up



FE-1358 Leg Raise and Triple Leg Stretch



FE-1360 Pull-Up, Leg Stretch and Tricep Dip

## FITNESS IS AGELESS!

Aging is not an excuse to avoid exercise! The older people become the more important it is to have a regular exercise routine. A good exercise program helps maintain flexibility, strength, energy, endurance, improve overall health and reduce the risk of health related problems that increase with aging.

Physical activity can also help reduce the risk of falls, which are a significant health concern in older adults.

There are 4 types of exercise: Endurance, Strength, Balance and Flexibility. StayFIT Outdoor fitness equipment is designed to provide all four!



## MULTI-USE POLE

The StayFIT Multi-Use Pole is designed for attaching suspension training apparatus, resistance bands and battle ropes for a complete bodyweight workout.

### SUSPENSION TRAINING:

Suspension trainers allow a person's bodyweight as the resistance for the exercise, developing strength, balance, flexibility as well as core and joint stability. As with resistance bands there are hundreds of exercises available to do with suspension trainers.

### RESISTANCE BANDS:

There are four stations each with four attaching points on the pole for using resistance bands. Resistance bands can be used for a full body workout using all major muscle groups. Resistance bands are available in several different types, lengths and tension levels.

### BATTLE ROPES:

Battle ropes are great for a whole body, quick cardio and muscle building workout that will strengthen grip, shoulders, hips, core, and legs. They can provide one of the best calorie burning workouts using minimal equipment. Battle ropes come in many weights and sizes.

**SE-1189**


# OVERHEAD LADDERS & RING TRAVERSES



**StayFIT** custom-made overhead ladders and ring traverses are heavy-duty and built to last. They are available in many sizes and configurations. Most range from 8' - 20' in length, but some can be customized to be even longer.

Overhead ladders and ring traverses are some of the most beneficial pieces of upper body workout equipment available. They help build strength and gripping power, as well as working shoulders, back and the whole upper body; they can also be used for pull-ups, leg lifts, torso twists and other exercises.

## OVERHEAD LADDERS



10' Overhead Ladder with Rails



12' Ninja Ladder



8' Loop Ladder



10' Angled Loop Ladder

## RING TRAVERSES



12' Ring Traverse



12' Fixed Ring Traverse



12' Rail Traverse

## FITNESS SIGNS

StayFIT Bodyweight+ fitness stations all come with fitness decals that show how the individual stations are used. Larger signs are available in a variety of sizes and can be designed in custom colors and logos to fit corporate, school, club and just about any organizational need.



## FITNESS STATION DECALS





# Doggie Playsystems

Dog parks are rapidly becoming the most popular type of park in the USA! There are more than 70–80 million dogs in this country and nearly 45% of families have one or more dogs. This makes dog parks the perfect place for families and their dogs to get together to exercise and to socialize.



Dog parks help bring communities together! More and more communities are becoming pet friendly by building attractive and fun places where families and their pets can exercise and socialize in a healthy outdoor environment promoting confidence and healthy play for their dogs and the owners.

Doggie Playsystems dog park equipment design is based on agility components that promote climbing, crawling, weaving, jumping, as well as bonding between dogs and their owners. Doggie Playsystems products are functional, durable, heavy-duty and made to last a lifetime.


Create a simple dog park play area by combining a few pieces or go with a complete, full-blown turnkey dog park by incorporating all of the available activities. Doggie Playsystems has the equipment to fit most any requirement and budget. All Doggie Playsystems equipment is designed to be sturdy, fun and challenging for all breeds, abilities, sizes and confidence levels.



**DE-3045**  
Tunnel Time




**DE-3049**  
Triple Loop Jump







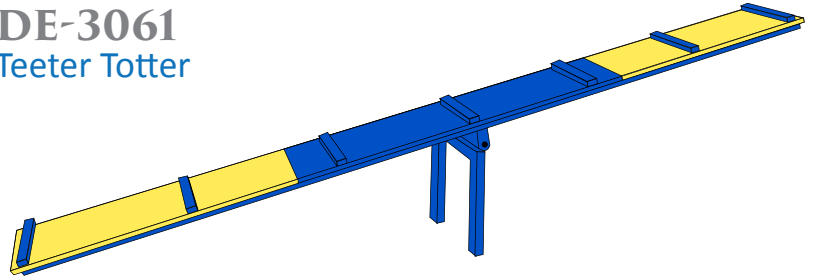
**DE-3053**  
A-Frame Climber



**DE-3057**  
Jump Bars



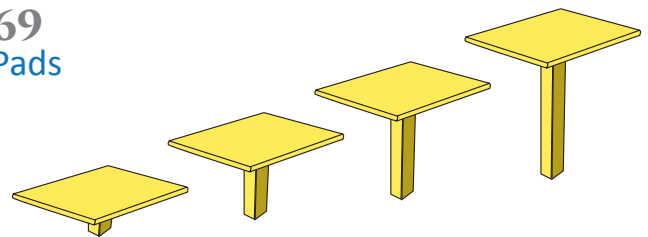
**DE-3061**  
Teeter Totter




**DE-3065**  
Open Tunnel



**DE-3069**  
Jumping Pads



**DE-3073**  
Dog Walk






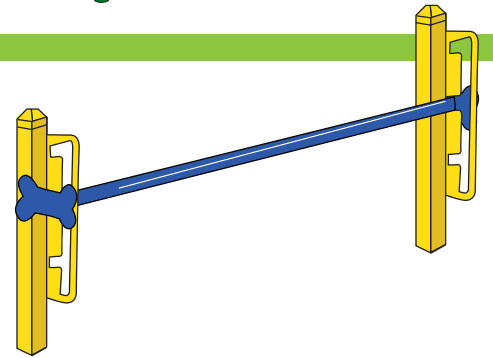
**DE-3077**  
Hoops



**DE-3081**  
Weaving Poles



**DE-3085**  
Adjustable Jump



Doggie Playsystems dog park equipment is designed and engineered to withstand just about every kind of use thrown at it. Since dog parks are usually open to the public, it is very important that the equipment is both strong and durable. The rigid standards applied to the design and manufacturing of Doggie Playsystems equipment are second to none. Not only is it the heaviest duty equipment on the market, it is also the most modular. Doggie Playsystems dog park pieces can be designed to fit into almost any location.

**The perfect places for Dog Parks:**

- Apartments and condominiums
- Community parks and homeowner associations
- Retirement communities
- City, county and state parks
- Open spaces
- Recreation centers
- Anywhere people and their dogs gather



**DE-3170**  
Hitching Post



**DE-3180**  
Doggie Pot



**DE-3150**  
Leash Post

**Color Choices:**

The standard colors are green, red, blue and yellow.



With over 35 years of experience manufacturing commercial playground equipment, site furnishings and outdoor fitness equipment Pacific Outdoor Products has designed Doggie Playsystems, a heavy duty state of the art line of recreational dog park equipment. All equipment is made in the USA using the highest quality materials, rugged welded construction and powder coated steel resulting in a product that will perform for years to come!



**Park Rules Sign**  
**DE-3190**





PLAYGROUND EQUIPMENT • SITE FURNISHINGS • STAYFIT • DOGGIE PLAYSYSTEMS

# PACIFIC OUTDOOR PRODUCTS, INC.

For more safety information contact the Consumer Product Safety Commission (CPSC) at 800-638-8270 or American Society for Testing and Materials (ASTM) at 610-832-9500.

PROUDLY MADE IN THE U.S.A.  
MAPLE VALLEY, WA  
425-432-6000

MANUFACTURED BY  
**PACIFIC OUTDOOR**  
PRODUCTS, INC.

PROUDLY MADE IN THE U.S.A. MAPLE VALLEY, WA 425-432-6000 [WWW.PACIFICOUTDOOR.COM](http://WWW.PACIFICOUTDOOR.COM)



PLAYGROUND EQUIPMENT • SITE FURNISHINGS • STAYFIT • DOGGIE PLAYSYSTEMS

